

SoundNice

This catalogue has been produced by:

SoundNice

126 East Ave.
Westerly, RI 02891
USA

774-219-1105

Contact: info@soundnice.net
www.soundnice.net


**- No part of this publication may be copied
or reproduced, except for use within an
architectural specification, without specific
permission -**

Copyright © 2008, all rights reserved by SoundNice

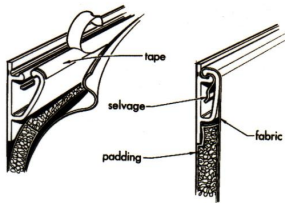
SNAP[®]
TRAK

Stretch-Fabric Acoustical Finish

Section 1: SYSTEM



The patented track system is installed around all perimeters.



Interlocking jaws assure a strong grip on fabric

Snap-Trak® describes a patented design for a stretch-fabric track with extremely strong grip on virtually any fabric used. Its superior design has led to:

- Licenses to more entities than any other stretch-fabric track system
- Construction in three different materials
- “*Most Innovative New Invention*”, awarded by the Boston Patent Law Association
- “*Most Decorative New Product*” awarded by ADEX
- Representation in more than 10 countries

Thousands of projects, worldwide, have advanced the technology of stretch-fabric in an ever widening array of applications along with techniques of installation for secure, worry-free application.

What makes *Snap-Trak®* so superior? Simple:

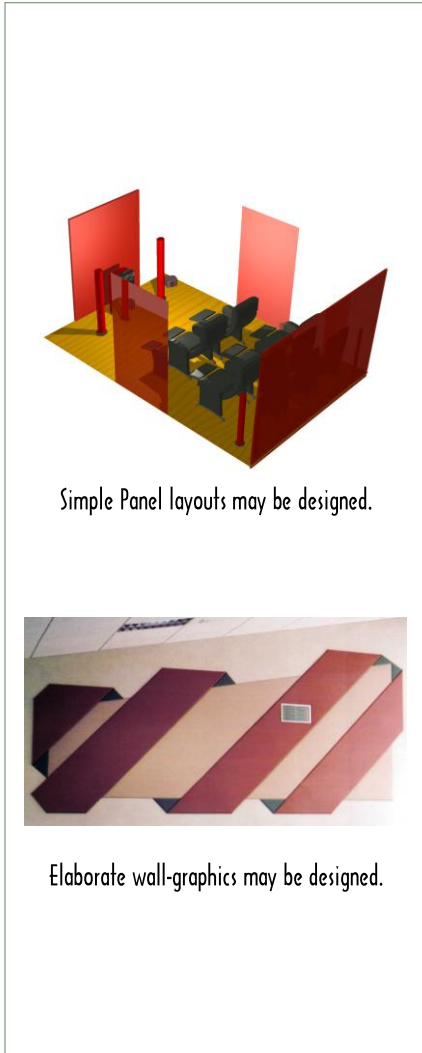
Its unique design assures that the tighter the stretch, the tighter the grip!

The result – No field failures.

SNAP®
TRAK

Stretch-Fabric Acoustical Finish

Section 1: SYSTEM



Our system allows for greater flexibility in design and acceptance of more fabrics than any standard pre-made panel.

Snap-Trak® offers the following...

- Securely stretch virtually any fabric
- Any size area may be covered
- Virtually any shape may be created
- Fabric is easily replaced
- Any depth may be achieved
- Economical acoustic materials may be used
- Fabric stays put around edges
- Highly damage-resistant & maintenance free
- Class "A" fire ratings
- Ten (10) year Warranty

Whether specified for creative layouts, acoustical performance or an elegant finish, nothing will beat a SoundNice™ application.

Section 1: SYSTEM

SOUNDNICE
LOOK GREAT

The current manufacturing company of the superior Snap-Trak® system.



We can assist in locating a qualified contractor and certified installers to assure a proper installation.

SoundNice is the official manufacturer of the Snap-Trak® system, a derivation of the original manufacturing company and operated by the inventor.

By specifying:

[Fabric Wrapped Panels] or [Acoustical Panel Sections] by:

SoundNice
126 East Ave.
Westerly, RI 02891
USA
774-219-1105
info@soundnice.net
www.soundnice.net

You will assure yourself of a proper bid and certified installation for your client.

As the manufacturer of the system, we will...

- Answer any questions you may have
- Create any submittals necessary
- Arrange for a proper bid submittal by a qualified contractor
- Oversee provision & preparation of all materials
- Provide a ten (10) year system warranty

SNAP®
TRAK

Stretch-Fabric Acoustical Finish

Section 2: APPLICATIONS

Cover Story:

Incredible Steeple

Each section of this curved steeple has complex curves and tightly stretched fabric. Every third section has a speaker hidden behind it.



SNAP[®]
TRAK


Stretch-Fabric Acoustical Finish

Section 2: APPLICATIONS

Cover Story:

Boeing Lobby

Even with a 747 looming overhead, who can't help notice the walls too?



SNAP[®]
TRAK

Stretch-Fabric Acoustical Finish

Section 2: APPLICATIONS

Typical Applications

Any office, home or at work, benefits from the elegant finish hiding effective acoustical treatments.

Reception areas become more impressive when the sense of hearing is equally as impressed as the sense of sight.




Section 2: APPLICATIONS

Residential Thoughts

Most great rooms or family rooms need better acoustics. Treating just key walls does a lot to control reverberation.

Tired of acoustical tiles for ceilings? Our system is unforgettable when laid out in a creative style.



SNAP[®]
TRAK

Stretch-Fabric Acoustical Finish

Section 2: APPLICATIONS

Functional, Tackable and Hangable

Any acoustical section created with our system can have pictures or signs hung on them.

Optional tackable surfaces are available for training rooms or schools.



Section 2: APPLICATIONS

Immensely Large to Fine Detail

There's virtually no limit to size of areas that may be stretched due to our systems' superior grip.

But neither is trim detail neglected as our installers are trained to fit to all details.



Section 2: APPLICATIONS

Prize Winning Interiors

Contemporary or traditional, our system integrates with hi-tech wiring and components as well as old-world fixtures and details.



SNAP[®]
TRAK

Stretch-Fabric Acoustical Finish

Section 2: APPLICATIONS

Home Theaters

No two home theaters are alike. Our customizable system is perfect for any treatment at any price range.



Section 2: APPLICATIONS

Large Panel Sections

There is virtually no limit to the size of panel sections you may specify.

Avoid the need to cut out around doors, windows or other obstacles and you will have the most economical panel application available today.



Section 2: APPLICATIONS

Gymnasiums & Auditoriums

Acoustical panels were never so attractive! Creative layouts and mixing of fabrics can result in effective acoustical absorption as well as the focal point of the area.



**SNAP[®]
TRAK**

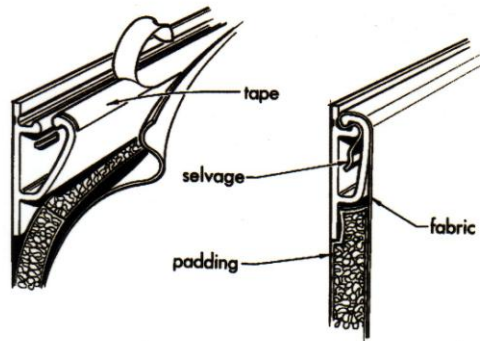
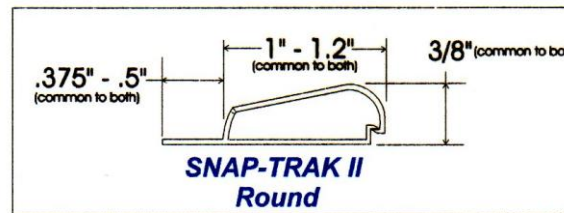
Stretch-Fabric Acoustical Finish

Section 3: DETAIL DRAWINGS

Basic Track Dimensions

Our profile is about the most narrow in the industry. This makes it most versatile in tight areas, is more economically produced and yet may be furred out to any depth required.

For residential applications it remains the least intrusive fabric system in the market.



Section 3: DETAIL DRAWINGS

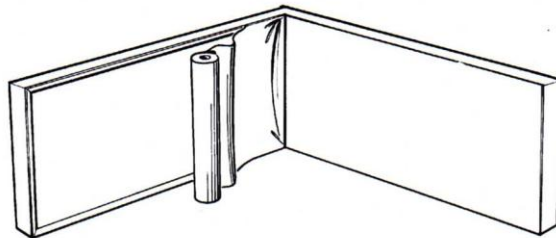
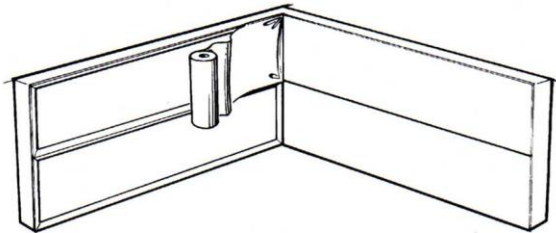
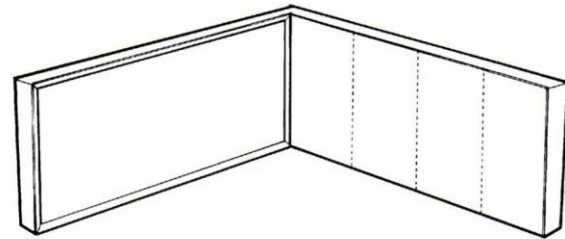
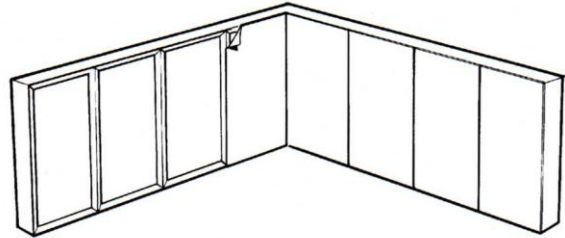
Layout Options

A panel look is simply the creation of individual sections.

If seams are sewn they become less obvious and appear seamless in most cases.

Another seamless application is to “railroad” fabric sideways above and below a chair rail or reveal.

Yet another option is the use of wide fabrics that cover the entire height of a wall or ceiling section, requiring no seams whatever.



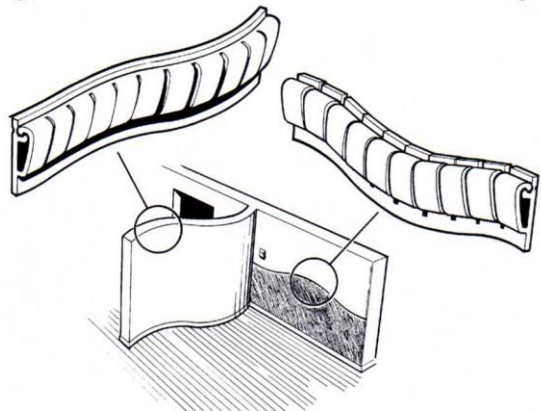
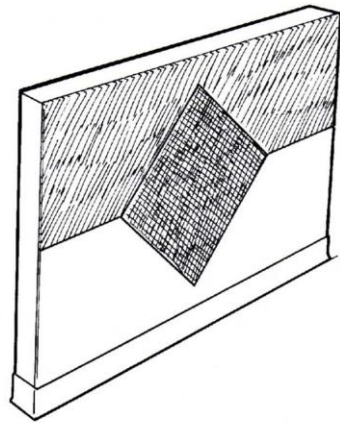
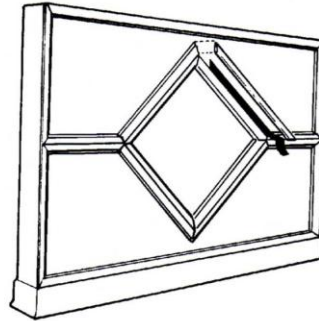
Section 3: DETAIL DRAWINGS

Graphics

Geometric shapes of almost any size or shape can be artfully laid out and installed successfully.

Curves are accomplished by cutting or kerfing the track.

(See "Application" section for photos of this application.)

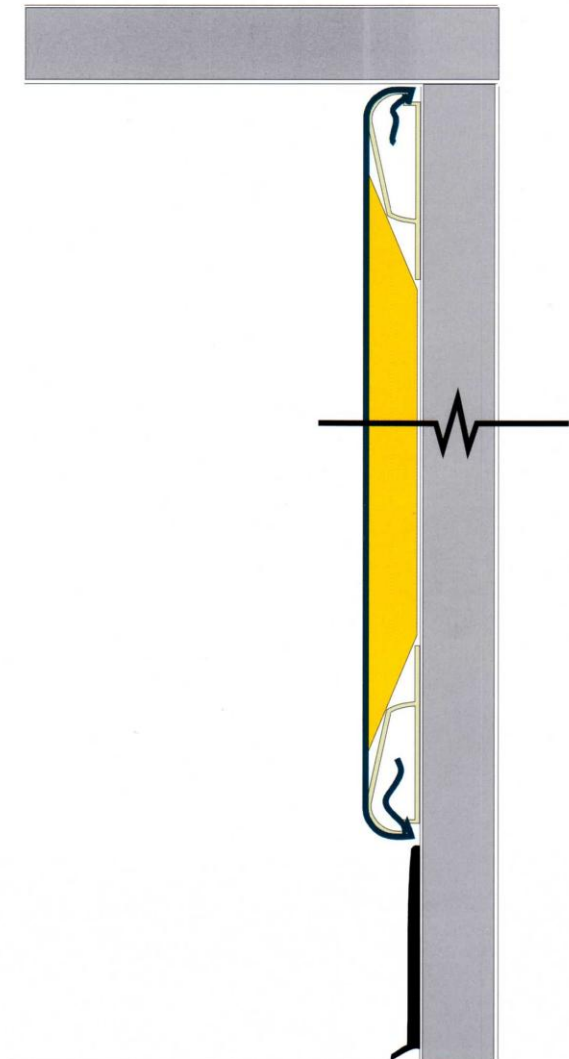


Section 3: DETAIL DRAWINGS

Ceiling and Baseboard Detail

Tight fitting to any end detail
is easily done.


A slight space is allowed for
track face to swing open and
closed as well as for the
fabric thickness to clear.



Section 3: DETAIL DRAWINGS

Abutted Seam

A “hard” seam can be created either horizontally or vertically. The result is a clearly defined seam giving the appearance of panel sections.



Section 3: DETAIL DRAWINGS

Reveals

Decorative reveals are easily accommodated. Reveal may be left plain (painted) or be trimmed with metal, wood, vinyl or masonry detail.



Section 3: DETAIL DRAWINGS

Inside Corner

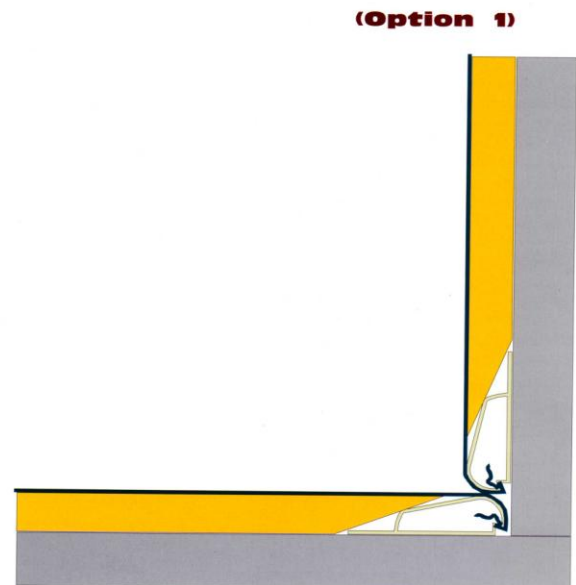
Track is tightly abutted to side wall (or ceiling) resulting in a clean, tight transition.



Section 3: DETAIL DRAWINGS

Inside Corner

A standard inside corner is tight and secure. However, if fabric is to be removed from the bottom section (as pictured here), the track section on the adjacent side must be removed to allow access.

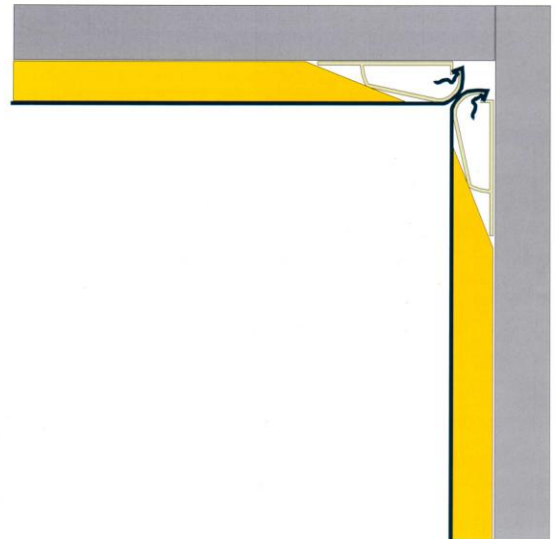


Section 3: DETAIL DRAWINGS

Inside Corner, Fabric is Releaseable...

Installers can back track off from corner and create a slight gap between the face of each track. This allows easy removal of either section without disturbing the other.

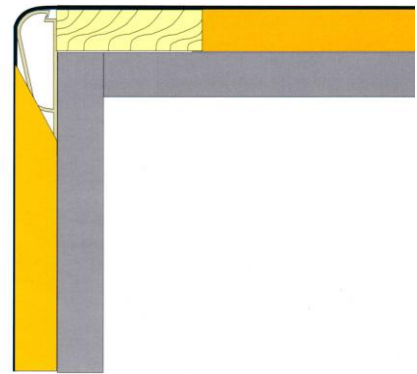
(Option 2)



Section 3: DETAIL DRAWINGS

Outside Corner, Wrap

The wood blocking is optional but sometimes desired for extremely heavy traffic areas.



Section 3: DETAIL DRAWINGS

Outside Corner, End Fabric...

Track finishes off at corner or may be recessed 1/8" or more to prevent abrasion from traffic.

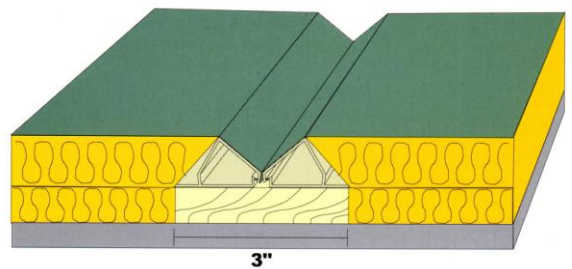
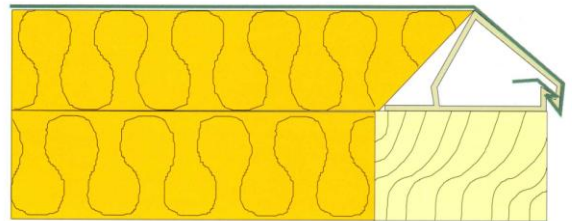
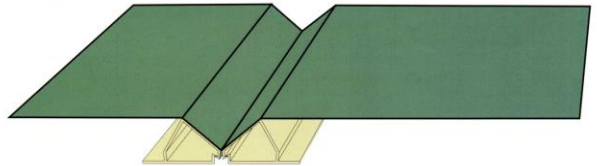


Section 3: DETAIL DRAWINGS

1" Beveled...

For more aggressive acoustical treatment and for a more attractive edge detail on panel sections.

Furring procedure for any depth desired is illustrated here.



Section 4: TECHNICAL DATA

FIRE TESTS

(FLAME SPREAD INDEX & SMOKE DEVELOPED VALUE)

Tests have been continually done on our system since 1986 with resultant values varying dependent upon the specific fabric used, type and thickness of acoustical infill and overall construction of the panel presented.

All have passed, usually by very generous margins.

The test for surface burning characteristics of building materials that is referred to is the ASTM E-84-84a.

Additional fire tests are available for specific fabrics and specific infills (battings) from their manufacturers.

Complete Fabricated Snap-Trak® System:

ASTM E-84-84a
Surface Burning Characteristics of Building Materials

Test Specimen:	Snap-Trak®
Infill:	Polyester
Flame Spread Index:	25
Smoke Developed Value:	240

Test Specimen:	Snap-Trak®
Infill:	Fiberglass
Flame Spread Index:	5
Smoke Developed Value:	90

Test Specimen:	Snap-Trak®
Infill:	Polyester
Flame Spread Index:	6
Smoke Developed Value:	16.5

Typical In-Fill Values:

<u>In-Fill</u>	<u>Flame Spread</u>	<u>Smoke Develop</u>
Polyester:	0	20
Fiberglass:	15	0

Specific testing beyond the above information may be arranged through SoundNice™.



Stretch-Fabric Acoustical Finish

Section 4: TECHNICAL DATA

ACOUSTICAL DATA

(NOISE REDUCTION COEFFICIENT VALUES)

As with Fire Testing, continual testing has been performed utilizing various fabrics, in-fills or battings and different thicknesses with our system. Here are a few specific submissions.

It is generally accepted by engineers that the NRC value for a Snap-Trak® installation will be essentially the same as the infill and its thickness, affected slightly by the fabric and surface material.

We will be happy to guide you in specific selections for your situation.

ASTM C 423-84a

Sound Absorption Coefficients vs. Frequency: (3/8" Snap-Trak® System w/Polyester)

<u>Freq. (Hz)</u>	<u>125</u>	<u>250</u>	<u>500</u>	<u>1000</u>	<u>2000</u>	<u>4000</u>
Absorption (sabins)	5.7	14.8	23.5	31.2	36.6	41.5
Coefficient (Sab/sq.ft.)	0.08	0.21	0.33	0.43	0.51	0.58

Noise Reduction Coefficient (NRC): 0.35

In other tests, the Snap-Trak® system yielded the following results:

<u>Depth of Snap-Trak®</u>	<u>Infill Material</u>	<u>NRC Value:</u>
3/8"	Fiberglass	.35
1/2"	Polyester	.40
1"	Fiberglass	.75
2"	Fiber & Poly	1.00

TYPICAL NRC VALUES OF STANDARD IN-FILLS

<u>MATERIAL</u>	<u>THICKNESS</u>	<u>NRC VALUE</u>
Fiberglass:	1/2"	.35
Fiberglass:	1"	.75
Polyester:	1"	.70
Perforated Min. Fib. Brd.	3/8"	.25
Rock Wool (Troy)	1"	.85



Stretch-Fabric Acoustical Finish

Section 4: TECHNICAL DATA

Home Theater Acoustics

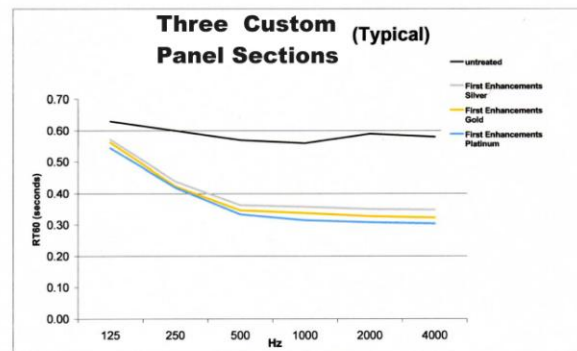
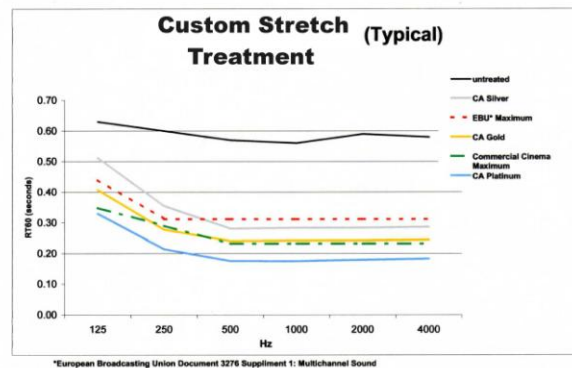
While most systems installers concern themselves with “*Frequency Response Flatness*”, an easy fix with basic absorption treatment, there are four other tests that will make a more significant difference in proper sound reproduction.

Here are the five room characteristics that should be measured and corrected:

- Early Reflections
- Reverberation Times
- Dialogue Intelligibility
- Room Resonant Modes
- Frequency Response Flatness

Solutions to all of the above can be installed and covered with a SoundNice™ application. If engineering assistance is required, let us recommend the right acoustician for your project.

Reverberation Times for 220 Sq. Ft. Theater



Section 5: SPECIFICATION

Specification for SoundNice™ Custom Acoustical Fabric Treatments, featuring the Snap-Trak® patented framing system manufactured by:

SoundNice
126 East Ave.
Westerly, RI 02891
United States of America
774-219-1105
info@soundnice.net

Section 09841 ACOUSTIC FABRIC PANELS Sound Nice for Snap-Trak® Fabric System

PART 1 GENERAL

1.1 SECTION INCLUDES

- A. PVC track, site fabricated acoustical wall panel assembly, with site stretched fabric covering.
- B. Site assembled and fabricated.

1.2 RELATED SECTIONS

- A. Section [_____ - _____]: Preparation of adjacent work to receive work of this Section.

1.3 REFERENCES

- A. ASTM E84 - Standard Test Method for Surface Burning Characteristics of Building Materials: Surface-burning characteristics of the whole assembly.



Stretch-Fabric Acoustical Finish

- B. ASTM C423 - Standard Test Method for Sound Absorption and Sound Absorption Coefficients by the Reverberation Room Method.
- C. ASTM D5034-1 - Standard Test Method for Testing Breaking Loads of Textiles in a Holding Fixture
- D. NFPA 701 - Standard Methods of Fire Tests for Flame Propagation of Textiles and Films: This test normally applies for textiles not directly applied to a substrate.

1.4 PERFORMANCE REQUIREMENTS

- A. Fire Retardant Classification: Class A, to ASTM E84.
- B. Acoustic Attenuation: NRC [____], to ASTM C423.
- C. Fabric: High content of climate-stable yarns, and acoustically transparent, where covering acoustical substrate.

1.5 SUBMITTALS

- A. Section 01300: Submission procedures.
- B. Product Data: Submit product data for track frame, fabric, and acoustic substrate.
- C. Shop Drawings: Identify panel sizes including thickness, panel configurations, fabric selections by elevation, and corner details.
- D. Samples: Submit [one (1) sample,] [two (2) samples], [300 x 300 mm (12 x 12 inch)] [_____] size, including track frame, substrate and fabric. Sample will be reviewed for color, texture and overall acceptable appearance of finished product.
- E. Installer Qualification: Letter from track/system manufacturer (SoundNice, Westerly, RI, USA) attesting to installer(s) qualification.

1.6 QUALITY ASSURANCE

- A. Fabricators / Installers: Approved of by track frame manufacturer.

1.7 MOCK-UP

- A. Section 01400: Requirements for mock-up.
- B. Provide minimum [____x____] mm ([____x____] inches) mock-up of a panel, including track frame, acoustical substrate, fabric and a track or butt joint, as applicable.



Stretch-Fabric Acoustical Finish

- C. Locate [where directed.] [_____].
- D. Mock-up may [not] remain as part of the Work.

1.8 DELIVERY, STORAGE, AND PROTECTION

- A. Section 01600: Transport, handle, store, and protect products.
- B. Acclimatize fabrics for minimum 24 hours, at temperature and humidity approximating that of occupancy prior to installation.
- C. Protect fabric surfaces from damage.

1.9 WARRANTY

- A. Section 01700: Warranties.
- B. Provide a five-year manufacturer's warranty against material defects or failure.

PART 2 PRODUCTS

2.1 MANUFACTURERS:

- A. SoundNice, 126 East Ave., Westerly, RI 02891 (774-219-1105)
- B. Substitutions: [Refer to Section 01600.] [Not permitted.] [Refer to Instructions to Bidders.]

2.2 MATERIALS

- A. Frame:
 - 1. Rigid PVC.
 - 2. One-piece framework, interlocking jaw, biased tension.
 - 3. Edge Profile: [Radius.] [Square.] [Beveled.]
 - 4. Total Panel Nominal Thickness: [____] mm ([____] inches).
- B. Supplementary Frame Furring:
 - 1. [Wood:] [MDF Board strips:] Of sufficient thickness to achieve panel thickness and acoustical performance requirements.
- C. Acoustic Substrate:
 - 1. Material: [Semi-rigid acoustical glass fiber.] [Tackable mineral fiber.] [Fire retardant, compressible polyester batting.]



Stretch-Fabric Acoustical Finish

- [Acoustically reflective substrate] [Diffusive substrate] [As required to achieve acoustical attenuation, diffusion, or reflection required.]
2. Thickness: [To suit thickness of panel frame and acoustical performance required.] [_____].
- D. Fabric:
1. Material: [As supplied by SoundNice, manufacturer of system.] [By Owner.] [Acoustically transparent fabric, fire retardant to meet [ASTM E84] [NFPA 701], [_____]. [100% polyester for climatic stability and mildew resistance.]
 2. [Fabric Protection if desirable: Dupont Teflon based protectant.]
- E. Fasteners: [25 mm (1 inch) staples, pneumatically driven.] [25 mm (1 inch) screws.] [As required, compatible with substrate frame surface.]

PART 3 EXECUTION

3.1 PREPARATION

- A. Surrounding environment must be clean and dry. Maintain temperature, and humidity at conditions approximating those of occupancy prior to, during, and after installation.
- B. Ensure substrate surface is smooth, flat, and taped and sealed [if drywall] prior to track installation. All adjoining work must be complete and dry.

3.2 INSTALLATION

- A. [Install furring (if not in miscellaneous carpentry section) to achieve overall panel thickness of [_____].]
- B. Install tracks [plumb,] [level,] and straight with fittings, flush to achieve panel configuration.
- C. Fasten track frame in a consistent manner, minimum 25mm (1") on center.
- D. Install acoustic substrate material, continuous to rear base of track or as shown if reflective, or diffusive.
- E. Cut fabric from each roll, maintaining sequence of drops and matching direction of weave.
- F. Install fabric into locking jaws of track. Stretch fabric taut; align fabric weave plumb vertically and level horizontally. Close track stretching and locking in the fabric.



Stretch-Fabric Acoustical Finish

3.3

CLEANING

- A. Section 01700: Cleaning installed work.
- B. Trim and remove all loose fabric threads.
- C. Remove surplus materials and debris.

3.4

EXTRA MATERIALS

- A. Deliver [5] [10] [____] % extra panel face fabric.

END OF SECTION

Section 5: SPECIFICATION

MANUFACTURERS WARRANTY

SoundNice, 126 East Ave., Westerly, RI 02891, hereby warrants its Stretch-Fabric System (Snap-Trak®), when installed by approved system installers, against defects in materials and field-failure under ordinary conditions for a period of ten (10) years from date of installation.

Warranty is limited to replacement of parts and materials, installation is to be warranted separately by installation contractor. Warranty does not extend to abusive treatment to system or damage by fire, flooding or other such external causes beyond normal use.